

THE ALL NEW

# THAR

## CATALOGUE

METAL HOUSE

### FULL UNDER BODY GUARD

Electro coated for up to 500 hours of corrosion resistance

Powder coated Red

Press folded in strategic areas for absolute maximum strength

Shrouded washers to protect bold heads

Steel (3mm)

RADIATOR GUARD

ENGINE GUARD


GEARBOX GUARD

TRANSFER CASE GUARD

FUELTANK GUARD

BLUETANK GUARD FOR DIESEL

SILENCER GUARD FOR PETROL



METAL HOUSE

### WINDSHIELD BRACKET

Electro coated for up to 500 hours of corrosion resistance

Powder coated black

Press folded in strategic areas for absolute maximum strength

Steel (3mm)



METAL HOUSE

### NEW WINCH PLATE FOR STOCK BUMPER



Material 4 MM Mild Steel Powder coated

Bolt on for New gen 2020+ Mahindra Thar

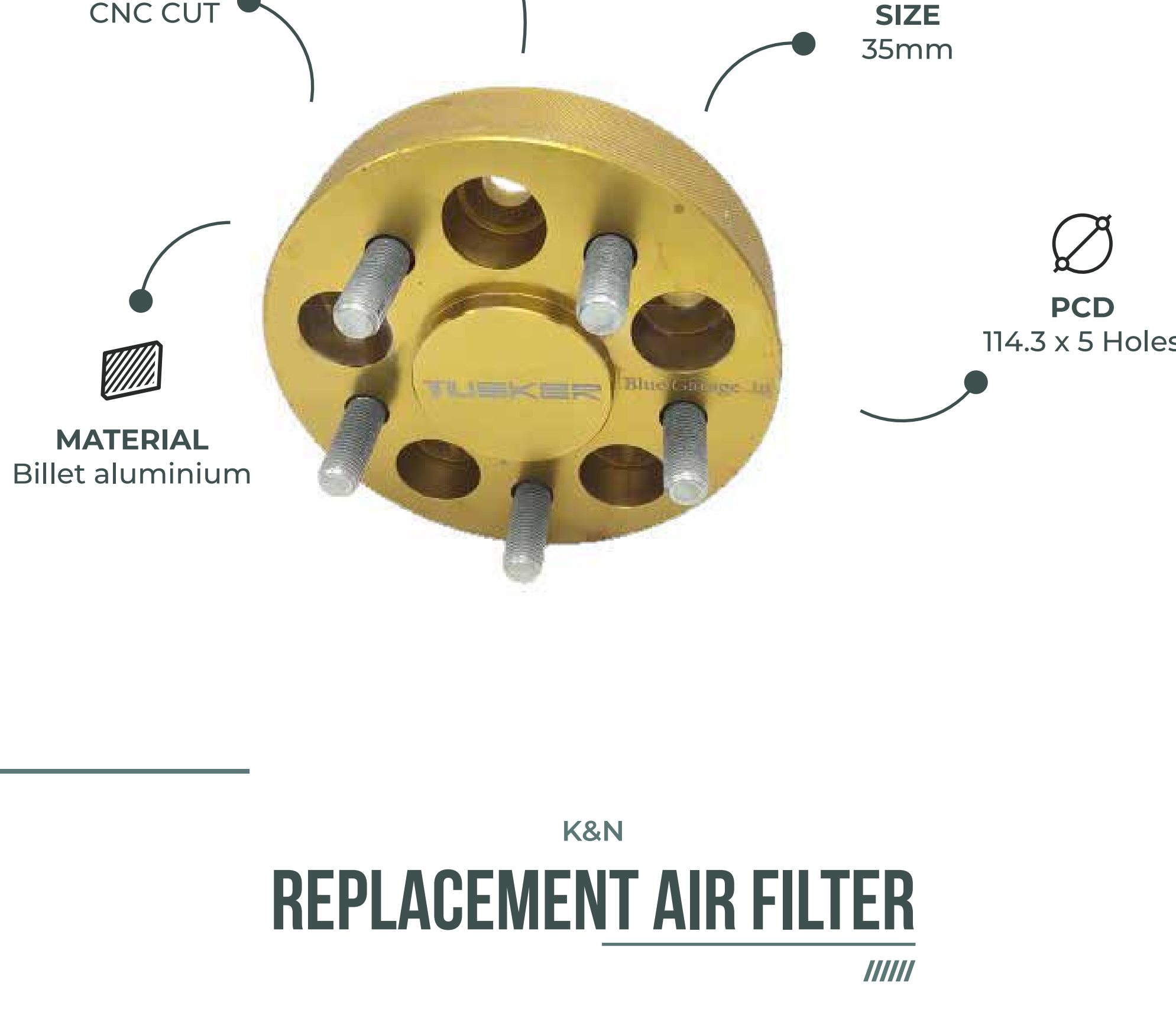
Bumper Cutting for Fair LID needed

TUSKER

### WHEEL SPACERS

Wheel spacers widen your car's wheelbase, improving grip, handling, and precision.

Made from a special aluminum alloy, Tusker wheel spacers are forged from an innovative process that produces a high strength-to-weight ratio. Each wheel spacer is then put through a CNC-machine to obtain an extremely flat surface. All wheel spacers are heat-treated to further increase strength and anodized to guarantee protection from oxidation.



K&N

### REPLACEMENT AIR FILTER

K&N® washable, reusable High-Flow Air Filters™ feature a state-of-the-art design of layered, oiled cotton media engineered to improve air-flow and capture contaminants, and are designed to provide an increase in horsepower. Each performance air filter is reusable, engineered to last for the entire lifespan of your vehicle, and backed by K&N's 10-Year/Million Mile Limited Warranty. K&N drop-in replacement filters are designed to install easily into your factory air box. Upgrade today and start enjoying superior airflow and superior performance from K&N's most popular product!

#### FILTER FEATURES

- Designed to increase horsepower
- Washable, reusable, and engineered to last for the life of your vehicle
- Designed to provide high airflow and exceptional filtration
- Engineered to fit easily into your factory air box
- 10-Year/Million Mile Limited Warranty
- Only needs cleaning every 50,000 miles under normal highway driving conditions
- Emissions legal in all 50 States
- Will not void vehicle warranty



PROQUIP

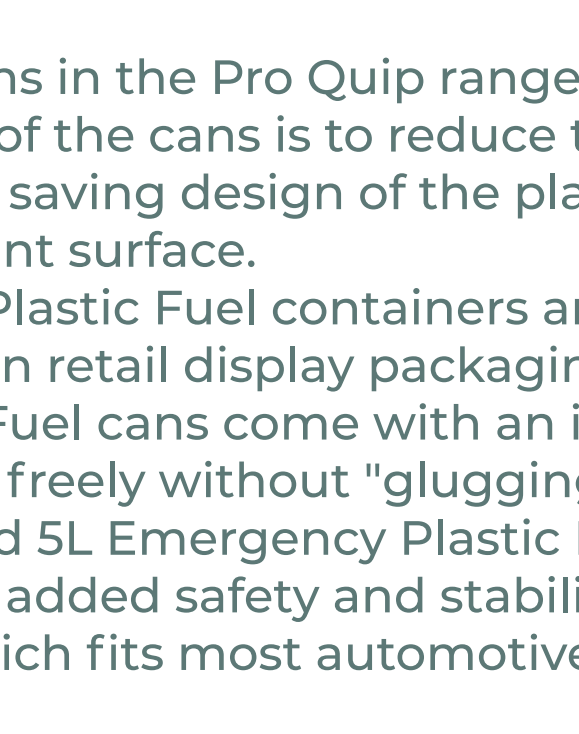
### JERRY CANS



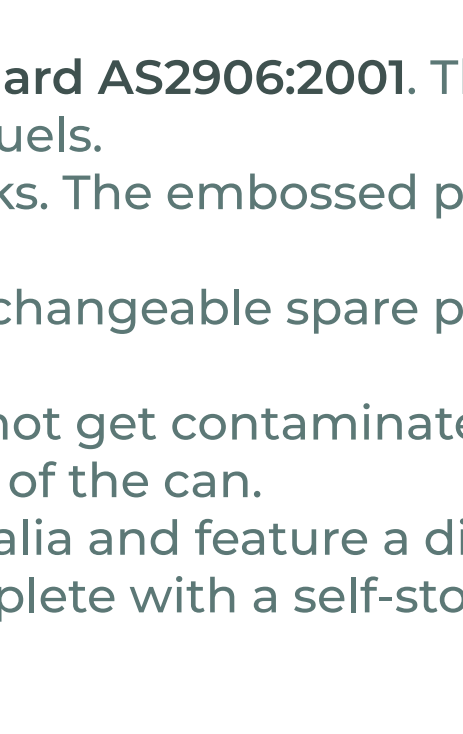
PROQUIP Jerry cans - 20Lts (Red & Yellow)



PROQUIP Jerry cans - 10Lts (Red & Yellow)



PROQUIP Jerry cans - 5Lts (Red & Yellow)



PROQUIP Water cans with tap - 22Lts (Sky Blue)

- All fuel cans in the Pro Quip range are Certified to Australian Standard AS2906:2001. The distinctive colouring of the cans is to reduce the possibility of using incorrect fuels.
- The space saving design of the plastic fuel can fits standard RV racks. The embossed pattern provides a slip resistant surface.
- Pro Quip Plastic Fuel containers are Australian Made, and use interchangeable spare parts which are available in retail display packaging.
- Pro Quip Fuel cans come with an internally stored pourer that will not get contaminated with dust etc. and pours freely without "glugging"; using the breather on the rear of the can.
- Our 4L and 5L Emergency Plastic Fuel Cans are now made in Australia and feature a distinctive cube design for added safety and stability when pouring, and come complete with a self-storing/self-venting pourer which fits most automotive unleaded fuel tank apertures.

FYRFLY

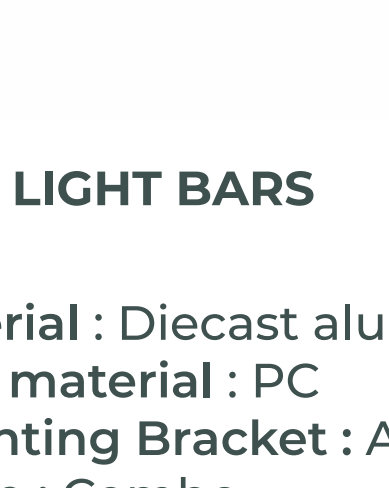
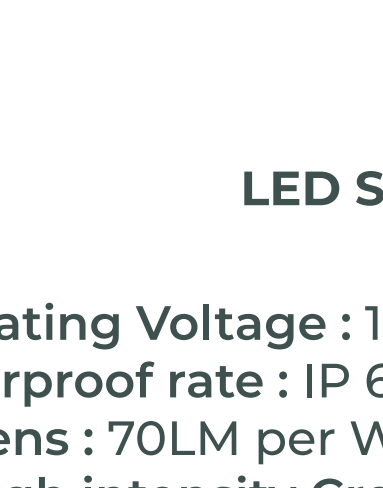

### LED LIGHTS

#### WHY LED'S?

**LESS POWER CONSUMPTION :** The FRYFLY LED lights offer a tremendous reduction in load on your vehicles charging system, and provide a substantial increase in light efficiency. Drawing nearly 1/2 the power of a regular halogen/HID light, Tuff Stuff's LED Light Bar will not leave you dead in the night.

**NO TRAPPED LIGHT :** Traditionally, Halogen or HID bulbs bounce the light off of a reflector and sometimes pass through protective covers. Typically, 40% of the light output from the bulb does not reach its intended target, reducing brightness. Because there is no other way to bounce the light from a reflector on a halogen/HID, there is a dramatic reduction in light efficiency. With any protective cover/filter, you are also not allowing 100% of the light to pass through.

**NO BALLASTS:** Ballasts burn out, and so do bulbs. Light Emitting Diodes will not!



#### LED SPECIFICATIONS FOR ALL LED LIGHT BARS

- Operating Voltage : 10-30V DC
- Waterproof rate : IP 67
- Lumens : 70LM per Watt
- 3w high intensity Cree LEDs
- Optional Color : Black/White
- Color Temperature : 6000K
- Material : Diecast aluminum housing
- Lens material : PC
- Mounting Bracket : Alu firm bracket
- Beam : Combo
- Life span : 30000 hours above life time

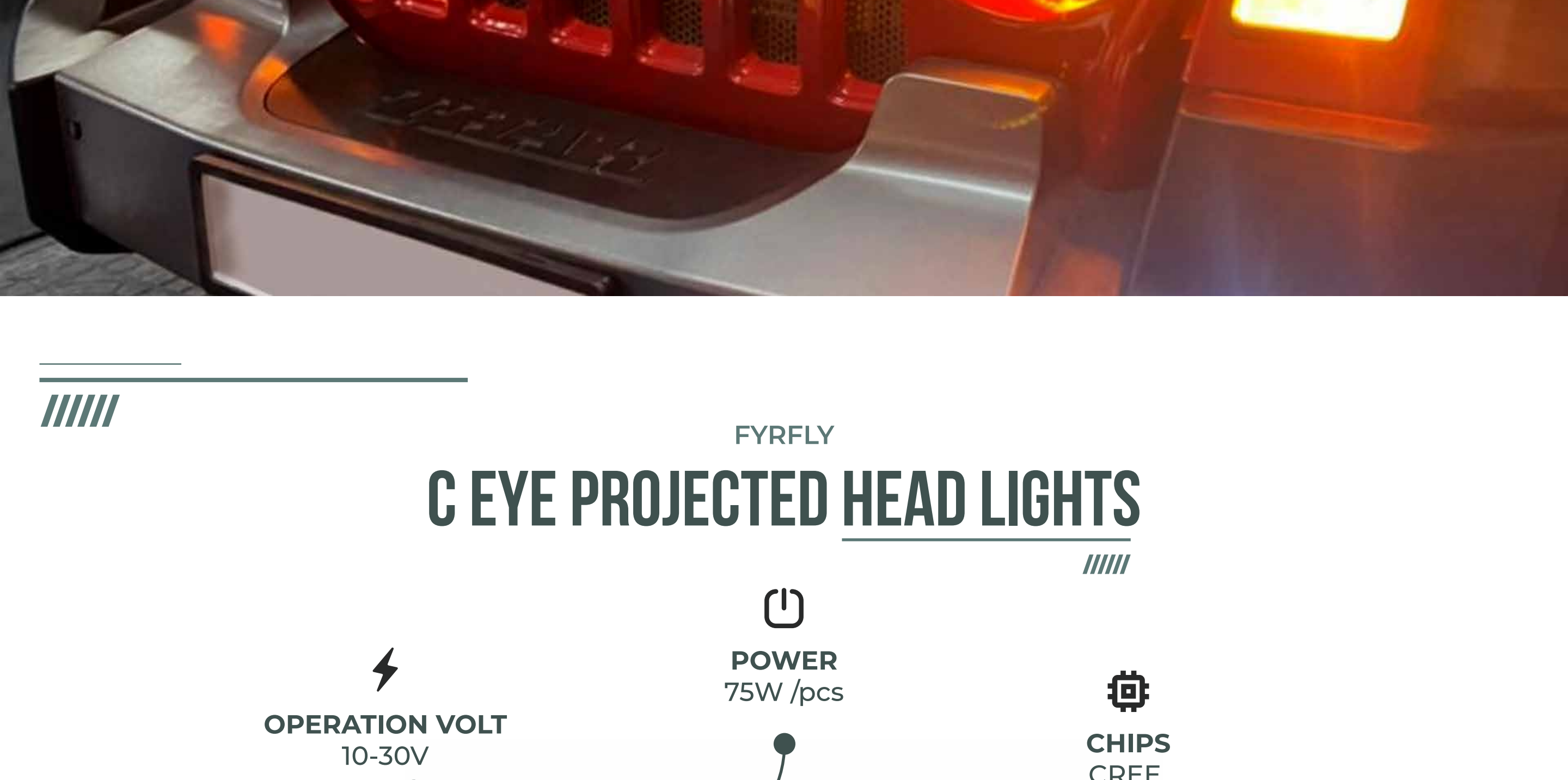


FYRFLY  
**WRANGLER STYLE HEAD LAMP**



**HEAD LAMP SPECIFICATIONS**

- Power Draw : 108 WATTS (Incl. Daytime running light)
- 50 WATTS (Not incl. Daytime running lights)
- Beam Pattern : SPOT BEAM (8 degree)
- FLOOD BEAM (90 degree)
- Current Draw 5 amps @12V
- Housing Material : Black Die Cast aluminum housing
- Lens Material : Polycarbonate
- Hours : 50,000 + hours guaranteed
- Dimensions : 7" X 7" X 3.5"



FYRFLY  
**C EYE PROJECTED HEAD LIGHTS**



**HEAD LAMP SPECIFICATIONS**

- Power Draw : 70 WATTS (Incl. Daytime running light)
- 50 WATTS (Not incl. Daytime running lights)
- Beam Pattern : SPOT BEAM (8 degree)
- FLOOD BEAM (90 degree)
- Current Draw 5 amps @12V
- Housing Material : Black Die Cast aluminum housing
- Lens Material : Polycarbonate
- Hours : 50,000 + hours guaranteed
- Dimensions : 7" X 7" X 3.5"



FYRFLY  
**C EYE PROJECTED HEAD LIGHTS**



**HEAD LIGHTS SPECIFICATIONS**

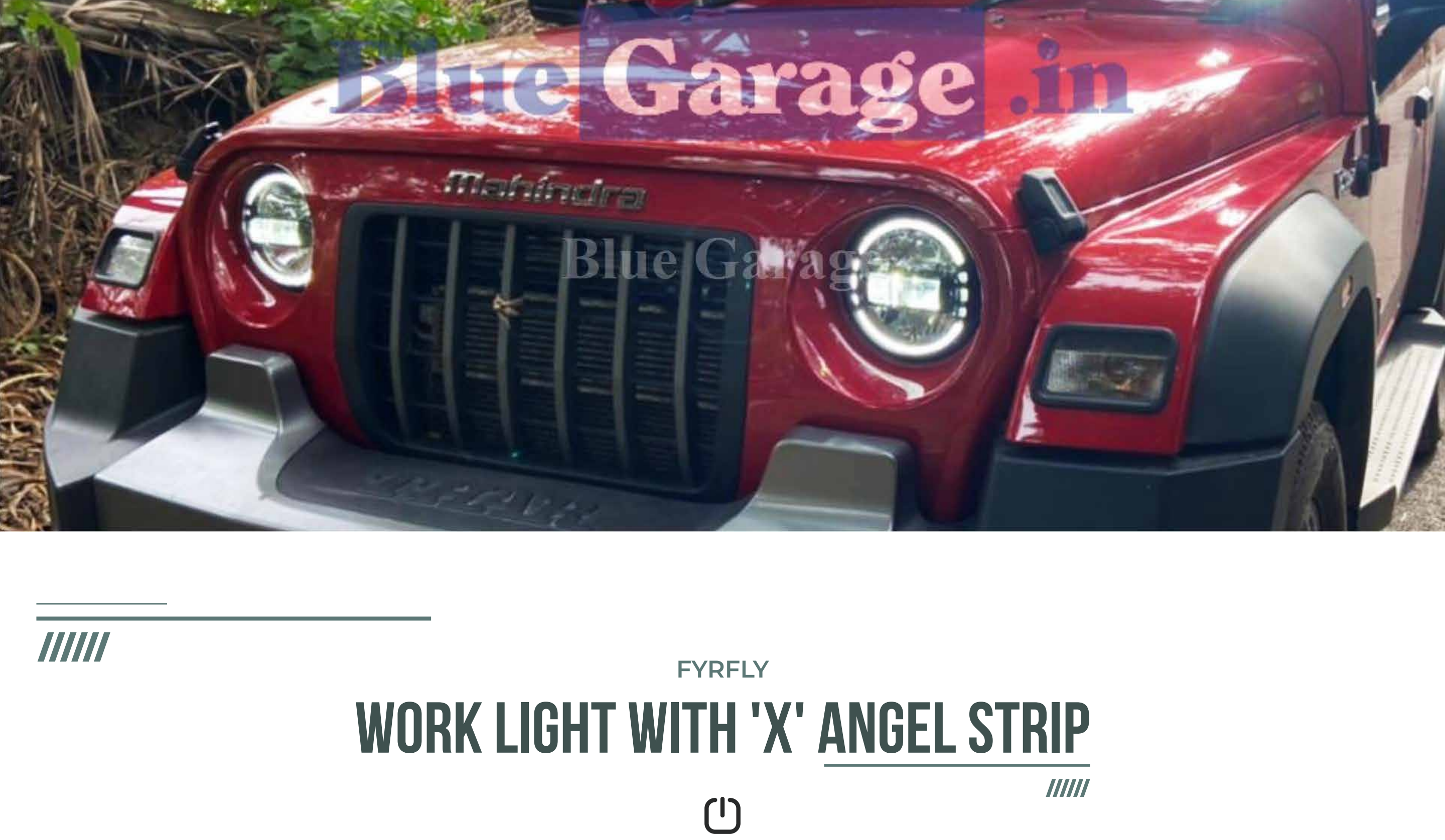
- Power Draw : 70 WATTS (Incl. Daytime running light)
- 50 WATTS (Not incl. Daytime running lights)
- Beam Pattern : SPOT BEAM (8 degree)
- FLOOD BEAM (90 degree)
- Current Draw 5 amps @12V
- Housing Material : Black Die Cast aluminum housing
- Lens Material : Polycarbonate
- Hours : 50,000 + hours guaranteed
- Dimensions : 7" X 7" X 3.5"




FYRFLY  
**G CLASS SYTLE HEAD LAMP**



- Power Draw : 120 WATTS (Incl. daytime running light)
- 50 WATTS (Not incl. daytime running lights)
- Beam Pattern : SPOT BEAM (8 degree)
- FLOOD BEAM (90 degree)
- Current Draw 5 amps @12V
- Housing Material : Black Die Cast aluminum housing
- Lens Material : Polycarbonate
- Hours : 50,000+ hours guaranteed
- Dimensions : 7" X 7" X 3.5"



FYRFLY  
**WORK LIGHT WITH 'X' ANGEL STRIP**



FYRFLY  
**WORK LIGHT WITH SIDE INDICATOR**




**WORK LIGHT SPECIFICATIONS**

- LED Power : 60Watts Each
- Operating Voltage : 10-30V DC
- Waterproof rate : IP 67
- 12pcs\*5w high intensity cree 3W LEDs
- Side flash shot light Color : White/Amber/Red/Blue
- Color Temperature : 6000K
- Material : Diecast aluminum housing
- Lens material : PC
- Mounting Bracket : Alu firm bracket
- Beam : Spot
- 30000 hours above life time



FYRFLY  
**FOX LIGHTS AMBER COLOUR**



**FOX LIGHTS SPECIFICATIONS**

- LED Power : 60Watts Each
- Operating Voltage : 10-30V DC
- Waterproof rate : IP 67
- 12pcs\*5w high intensity cree 3W LEDs
- Side flash shot light Color : White/Amber/Red/Blue
- Color Temperature : 6000K
- Material : Diecast aluminum housing
- Lens material : PC
- Mounting Bracket : Alu firm bracket
- Beam : Spot
- 30000 hours above life time



FYRFLY

## SEARCH LIGHTS

### SEARCH LIGHTS SPECIFICATIONS

- LED Power : 50W
- Operating Voltage : 10-30V DC
- Waterproof rate : IP 67
- 10pcs\*5w high intensity CREE LEDs
- Optional Color : Black,White
- Color Temperature : 6000K
- Material : Diecast aluminum housing
- Lens material : PC
- Mounting Bracket : Stainless Steel
- Optional Beam : Spot
- 30000 hours above life time
- Dimensions : 7.0 inch .



FYRFLY

## BRAKE LIGHT FOR SPARE TYRE



RACE DYNAMICS

## TUNING CHIP FOR DIESEL ENGINE



Wireless security-enabled remote to switch maps on the move.

**P1 - Power and Increased mileage**  
 Increase mileage up to 25%  
 Increase power and torque up to 15%  
 Shift gears early

**P2 - Higher Power**  
 Increase power and torque off-peak up to 40% , peak up to 30%

**E - Economy map**  
 Increase mileage up to 40%  
 Enhanced engine smoothness  
 Reduced turbo spike, more linear power delivery

**S - Stock map**  
 Works just like original

### WHAT MAKES IT SPECIAL?

1. Designed, developed, manufactured and tuned in India
2. ADSTLM Adaptive Self Learning technology that optimizes maps based on driving style.
3. Patented Technology
4. Plug-in Connectors - no wires are tampered with
5. Water resistant
6. Automotive grade components and connectors
7. Universal application

### OFF-ROAD SPECIFIC FEATURES

1. Higher performance in all modes
2. Suitable for Tarmac/Slush/Snow/River Crossing
3. Fully water proof enclosure
4. Remapped Crawler (E) mode for reduced turbo surge/flat torque curve
5. Patented ADSL technology optimizes engine response for both on-road and off-road driving
6. Shock proof
7. Water-resistant Automotive grade connectors

TEMBO

## NEW THAR COMPLETE ABS GRILL



### ABS PLASTIC MATERIAL

For colour options, Please call our customer care.


TEMBO

## CENTRE ARM REST



BOLT ON CENTRE ARM CONSOLE WITH ART LEATHER WRAP

## REAR ARM REST



BOLT ON BACK ARM CONSOLE PAIR WITH ART LEATHER WRAP


**Blue Garage .in**

**CORPORATE OFFICE**  
 #29, Old HD Kote Road, Mysore - 570023  
 +91 95354 71666

**BANGALORE SHOWROOM**  
 #9, 2nd B cross, Banaswadi Main Road,  
 Opp Fire station, Bangalore - 560043  
 +91 - 91088 46046

**FOR DISTRIBUTION**  
 ✉ salesindia@bluegarage.in

**FOR RETAIL**  
 ✉ sales@bluegarage.in



@bluegarage.in



@bluegarage\_in